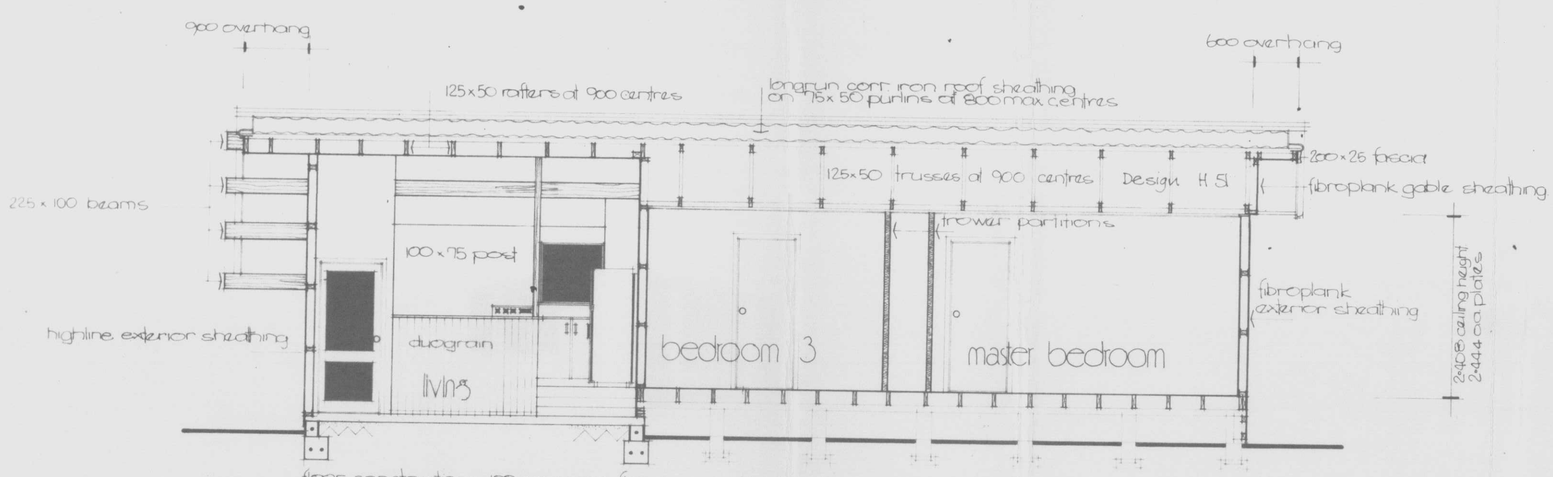

floor construction: 100 mm conc. floor with 6.8 mesh and .005 polythene under. 50mm sand under floor on 150mm hardfill
200 x 200 conc. block with 1/12 mm ϕ rod. 300x300 conc. footing with 2/12 mm ϕ rods and 9 mm ϕ starters.

section A-A

12½° roof pitch
long-run galvanised corr. iron roof sheathing. 75 x 50 purlins at 800 max. centres. 125 x 50 trusses at 900 centres (see note)

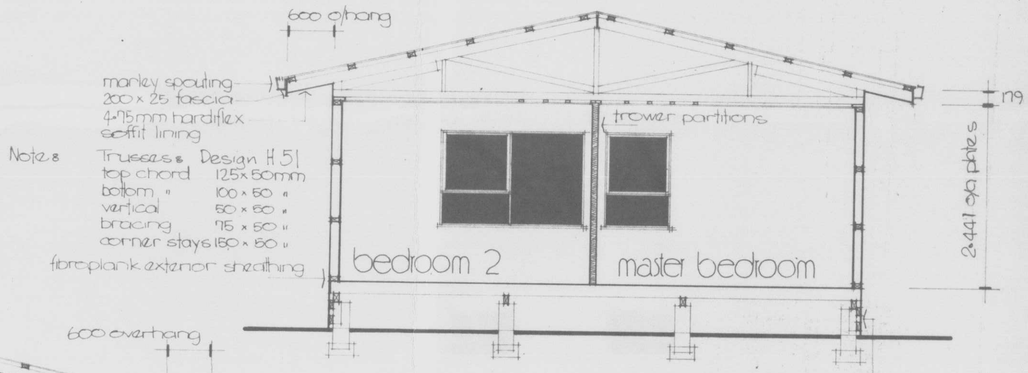

Note: Trusses: Design H.51
top chord 125x50mm
bottom " 100 x 50 "
vertical 50 x 50 "
bracing 75 x 50 "
corner stays 150 x 50 "

floor construction: 19mm tgd. particle board flooring on 150 x 50 floor joists. 100 x 75 bearers on 200 x 200 x 600 pre-cast conc. piles into conc. pads.

6mm flat fibrolite on 75 x 50 runners, 100 x 50 droppers each side of pile.

section B-B

12½° roof pitch
long-run galvanised corr. iron roof sheathing. 75 x 50 purlins at 800 max. centres. 125 x 50 rafters at 600 centres.

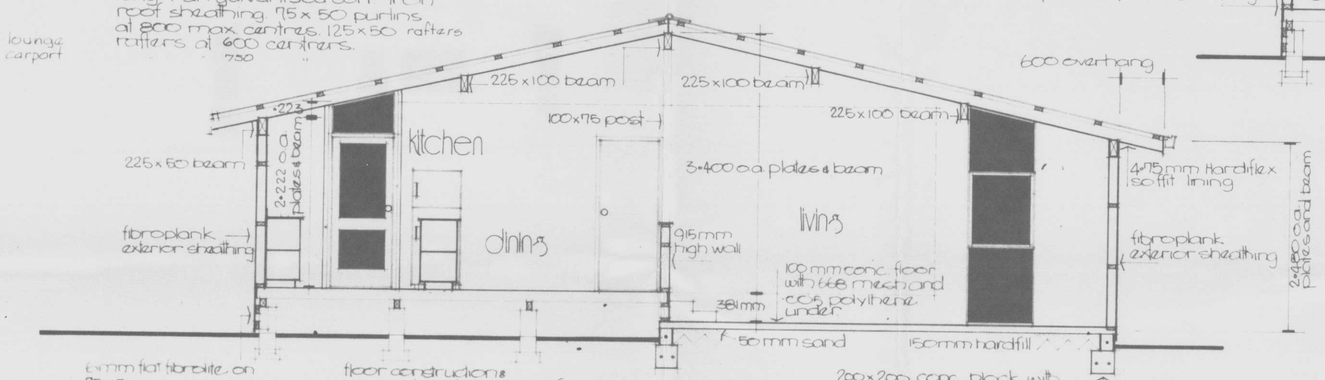

6mm flat fibrolite on 75x50 runners, 100x50 droppers each side of pile.

floor construction: 19mm hd. particle board flooring on 150x50 floor joists. 100 x 75 bearers on 200 x 200 x 600 pre-cast conc. piles into conc. pads.

200 x 200 conc. block with 1/12 mm ϕ rod. 300 x 300 conc. footing with 2/12 mm ϕ rods and 9mm ϕ starters.

section C-C

design M 3 Trower
Kensington Basic

beazley design

BEAZLEY HOMES LTD HEAD OFFICE MT. MAUNGANUI SOUTH NEW ZEALAND PHONE 54-009 TGA

BUILDER:

DRAWN: R.L. Trower

CHECKED:

DATE: 15·8·77

SCALE: 1:50

FLOOR AREA:

SHEET NO:

FILE NO: M3 Trower

JOB NO: 7504